


VISION SURGICAL

PORTAFOLIO DE PRODUCTO: JOHNSON & JOHNSON
CONTACTO@NORTECH.MX TELS. 6677215825 – 55525050004 & 018004001400

CATARACTS are the
#1 cause of preventable
blindness worldwide³
and impact more than
100 million eyes.⁴



Phacoemulsification

During phacoemulsification, traditional cataract surgery, a surgeon creates a small incision in the eye using a hand-held tool, inserts a small surgical instrument that applies sound waves to break the cataract into small pieces, and suctions the broken-up pieces to remove them from the eye.⁵

Johnson & Johnson Vision offers a versatile collection of tools that are engineered for flexibility to complement the eye surgeon's priorities and technique.⁶




▶ WHITESTAR SIGNATURE® PRO SYSTEM	▶ COMPACT INTUITIV SYSTEM	▶ STABILEYES CAPSULAR TENSION RING (CTR)
 <p>Common lens removal system that delivers clinical flexibility and high-quality performance⁷</p>	 <p>Lens removal system with high functionality and enduring practicality⁸</p>	 <p>Maintains the integrity of the capsular bag, the sack-like structure remaining within the eye after the cataract has been removed, during phacoemulsification and intraocular lens (IOL) implantation⁹</p>

DRY EYE AND MEIBOMIAN GLAND DISEASE

MGD
affects approximately
86% of dry eye patients

Meibomian Gland Dysfunction (MGD) is an abnormality of the meibomian glands that blocks the secretion of oils in the lipid layer of tear film to support natural tears.²⁶ It is the leading cause of Dry Eye, a condition in which a person is unable to produce an adequate quality or quantity of tears to lubricate and nourish the eye.²⁷

The Ocular Surface portfolio allows physicians to evaluate and image meibomian glands and treat MGD with a 12-minute, in-office treatment.²⁸

▶ LIPISCAN™	▶ LIPIVIEW® II	▶ LIPIFLOW®
 <p>Images meibomian gland structure efficiently²⁹</p>	 <p>Measures lipid layer thickness, captures blink rate and partial blinks, and images meibomian gland structure efficiently³⁰</p>	 <p>The only cleared electronic medical device for MGD shown to improve gland function by applying simultaneous heat and pressure to the eyelid to remove gland contents and obstructions while at the same time protecting delicate structures of the patient's eye²⁸</p>

³Vision Impairment and Blindness. World Health Organization. <http://www.who.int/mediacentre/factsheets/fs282/en>. ⁴Surgical, Our History, Johnson & Johnson Vision. <https://surgical.jnjvision.com/us/company/history.html>. ⁵Priority Eye Diseases. World Health Organization. <http://www.who.int/blindness/causes/priority/en/index.html>. ⁶Vision 2020: The Cataract Challenge. National Center for Biotechnology Information. <https://www.ncbi.nlm.nih.gov/pmc/articles/PMC1705965>. ⁷Cataract Surgery. All About Vision. <http://www.allaboutvision.com/conditions/cataract-surgery.htm>. ⁸Surgical, Phaco. Johnson & Johnson Vision. <https://surgical.jnjvision.com/us/systems/phaco.html>. ⁹WHITESTAR SIGNATURE® PRO Manual. ¹⁰Compact Intuitiv Owner's Manual. Johnson & Johnson Vision. <https://surgical.jnjvision.com/us/systems/phaco/compact-intuitiv-system.html>. ¹¹StabilEyes Capsular Tension Ring [package insert]. Santa Ana, Calif: Johnson & Johnson Surgical Vision, Inc. ¹²Surgical, Laser Cataract Surgery, Johnson & Johnson Vision. <https://surgical.jnjvision.com/us/systems/laser-cataract-surgery.html>. ¹³Surgical, CATALYS® System. Johnson & Johnson Vision. <https://surgical.jnjvision.com/us/systems/laser-cataract-surgery/catalys-precision-laser-system.html>. ¹⁴HEALON Family of OVDs Product DFUs. Johnson & Johnson Surgical Vision, Inc. ¹⁵IntraocularLenses: How To Choose The Best IOL For Your Cataract Surgery. All About Vision. <http://www.allaboutvision.com/conditions/iols.htm>. ¹⁶Surgical, IOLs and Implants. Johnson & Johnson Vision. <https://surgical.jnjvision.com/us/iols.html>. ¹⁷Surgical, Monofocal IOLs. Johnson & Johnson Vision. <https://surgical.invision.com/us/iols/monofocal.html>. ¹⁸TECNIS® Monofocal IOL With Tecnis iTec Preloaded Delivery System. Santa Ana, Calif. Abbott Medical Optics Inc. ¹⁹Surgical, Multifocal IOLs. Johnson & Johnson Vision. <https://>

www.nortech.mx

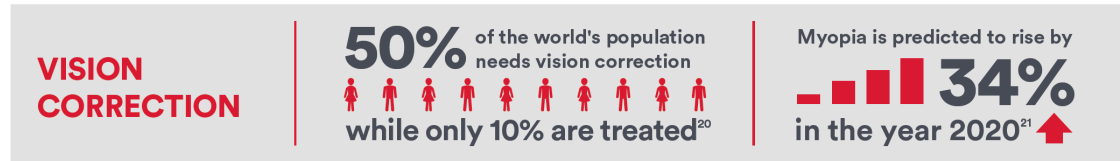
This communication contains confidential information. If you are not the intended recipient please return this email to the sender and delete it from your records including all attachments. Protection of Personal Data and Privacy: Your privacy is important to us. For more information regarding our privacy practices, please refer to the Privacy Policy available at <http://www.nortech.mx/privacy>. If you wish to contact us please send an email to contacto@nortech.mx

Este correo electrónico o archivo contiene información confidencial. Si usted no es el destinatario, por favor re-envíe el correo electrónico al remitente original y borre o elimine de sus registros incluyendo los anexos. Protección de datos personales y privacidad: Para nosotros, su privacidad es importante. Para obtener más información con respecto a las medidas que hemos implementado para la protección de sus datos personales por favor consulte nuestro Aviso de Privacidad, disponible en <http://www.nortech.mx/privacidad>

Intraocular Lenses & Implants




Intraocular lenses (IOLs) are medical devices that replace the eye's natural lens to restore vision after a cataract has been removed. IOLs are usually made of a flexible plastic with extensions called haptics that hold the lens in place once inserted into the eye. Most IOLs are rolled up and injected into the eye. Once inside, the IOL unfolds.¹³ Johnson & Johnson Vision offers a family of IOLs that provide many options for people with cataracts to customize treatment based on vision correction and lifestyle needs.¹⁴

MONOFOCAL IOLS	MULTIFOCAL IOLS	EXTENDED DEPTH OF FOCUS IOLS	TORIC IOLS
One- and three-piece lens solutions enable surgeons to restore vision for one area of focus - usually distance. ¹⁵ Ninety-six percent of patients using the TECNIS® monofocal IOL had corrected 20/20 vision or better ¹⁶	Offer high-quality vision at multiple distances, with enhanced vision at a distinct distance customized to suit the patient's lifestyle ¹⁷	Provide high-quality, continuous vision - from near to far and points in between ¹⁸	Provide options to correct astigmatism based on a patient's vision needs ¹⁹



Refractive Surgery

Refractive surgery, such as LASIK, uses a laser to reshape the cornea to bend light rays to focus on the retina, reducing an individual's dependence on eye glasses or contact lenses.²⁰ **With LASIK, patients can achieve 20/20 vision.²²**

DESIGN ADVANCED WAVESCAN STUDIO SYSTEM	IFS® ADVANCED FEMTOSECOND LASER	STAR S4 IR® EXCIMER LASER
 <p>Creates a 3-D map of the eye to measure imperfections²³</p>	 <p>Used to create a circular, hinged flap in the cornea, which allows the surgeon access to the tissue affecting the eye's shape²⁴</p>	 <p>Uses ultraviolet light to remove corneal abnormalities, reshaping the eye to refocus light on the retina²⁵</p>

Laser Cataract Surgery

In laser-assisted cataract surgery, an imaging device maps the eye's surface to program the laser for the exact location, size and depth of the incisions. The laser is used to make the incision in the eye before an ultrasound probe breaks the lens into pieces and the pieces are suctioned out of the eye.¹⁰ **With Johnson & Johnson Vision image-guided laser technology, the eye surgeon can create a precise procedure and personalized patient experience.¹¹**



CATALYS® SYSTEM

Image-guided laser technology replaces manual steps in cataract surgery for a more precise procedure and personalized patient experience¹¹

Ophthalmic Viscoelastic Devices (OVDs)

The HEALON® Family of OVDs are liquid polymers (gels) used to support the eye during cataract surgery, giving surgeons increased protection, control and clarity.¹²

www.nortech.mx

This communication contains confidential information. If you are not the intended recipient please return this email to the sender and delete it from your records including all attachments. Protection of Personal Data and Privacy: Your privacy is important to us. For more information regarding our privacy practices, please refer to the Privacy Policy available at <http://www.nortech.mx/privacy>. If you wish to contact us please send an email to contacto@nortech.mx

Este correo electrónico o archivo contiene información confidencial. Si usted no es el destinatario, por favor re- envíe el correo electrónico al remitente original y borre o elimine de sus registros incluyendo los anexos. Protección de datos personales y privacidad: Para nosotros, su privacidad es importante. Para obtener más información con respecto a las medidas que hemos implementado para la protección de sus datos personales por favor consulte nuestro Aviso de Privacidad, disponible en <http://www.nortech.mx/privacidad>